



## COLD ROOMS

Panels in food-grade non-toxic plastic coated plate with special anti microbes treatment.

The activity of the treatment is permanent for the entire working life of the cold room and it doesn't need to be regenerated

Panel thickness: 60 mm (from 0 to +5°C) and 100 mm (from -20 to +5°C).

Special plastic edge junction round corners and cleaning aid. Easy assembly assured by a patented panel connection system, structure can be dismantled and expanded.

Walk-over and non-slip floors (precise load 100 Kg.), with micro ribbed plastic-coated plate surface. 10 cm panel cold

rooms are always supplied complete with floor.

Doors clearance of 700x1900 h mms, equipped with lock, key complete with internal safety handle.

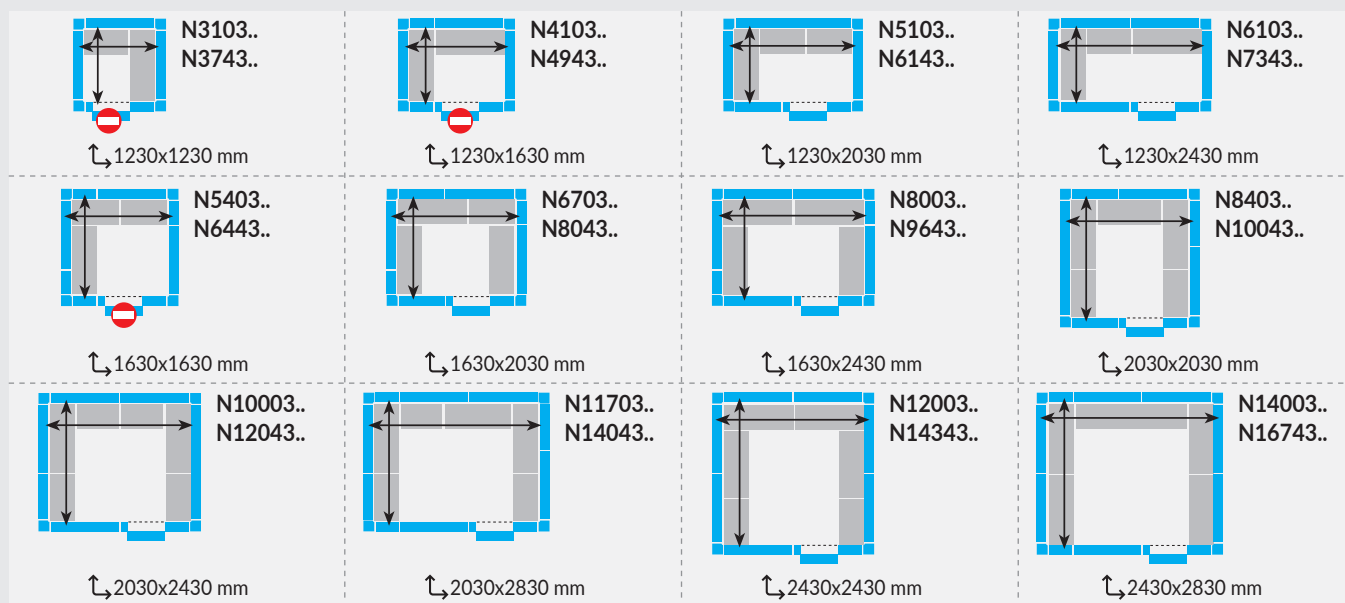




# COLD ROOMS

## TECHICAL SPECIFICATIONS

### Wall cooling unit positioning



Wall not suitable to place the cooling unit.

### Aluminium complete shelving kit



Aluminium complete shelving units depth 400 mm and height 1700 mm • Shelf depth 37 cm.

### Half recessed door

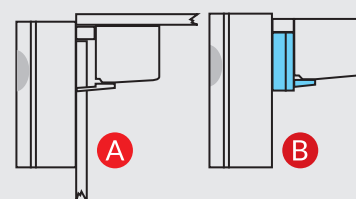


The **half recessed door** has a footprint into the corridor of only 4 cm.  
 Advantages of this type of door are: less space occupied, less volume to be cooled at the same capacity, an air tight seal created by a wider magnetic door gasket.

### Installation of wall cooling units

Crossing type installation of a wall freezing/cooling unit (A).

Plug type installation (B) with plug kit KTGRP1- KTGRP2- KTGRP3.



	KTGRP1	KTGRP2	KTGRP3
GRP34 - GRP46 - GRP710 - GRP3BT	✓		
GRP1117 - GRP47BT - GRP813BT		✓	
GRP1419B			✓

# COLD ROOMS

## INTERNAL HEIGHT 203 CM - THICKNESS PANEL 6 CM

Without floor: provided with "U" shaped shelf holders.

...P: with non-slip micro ribbed-plastic floor.



MOD. DESCRIPTION    

**N3103** COLD ROOM THICKNESS PANEL 6 CM, INTERNAL HEIGHT 203 CM, 3,1 CBM 135X135X209

**N3103P** COLD ROOM THICKNESS PANEL 6 CM, INTERNAL HEIGHT 203 CM, 3,1 CBM WITH FLOOR 135X135X215

**N4103** COLD ROOM THICKNESS PANEL 6 CM, INTERNAL HEIGHT 203 CM, 4,1 CBM 175X135X209

**N4103P** COLD ROOM THICKNESS PANEL 6 CM, INTERNAL HEIGHT 203 CM, 4,1 CBM WITH FLOOR 175X135X215

**N5103** COLD ROOM THICKNESS PANEL 6 CM, INTERNAL HEIGHT 203 CM, 5,1 CBM 215X135X209

**N5103P** COLD ROOM THICKNESS PANEL 6 CM, INTERNAL HEIGHT 203 CM, 5,1 CBM WITH FLOOR 215X135X215

**N6103** COLD ROOM THICKNESS PANEL 6 CM, INTERNAL HEIGHT 203 CM, 6,1 CBM 255X135X209

**N6103P** COLD ROOM THICKNESS PANEL 6 CM, INTERNAL HEIGHT 203 CM, 6,1 CBM WITH FLOOR 255X135X215

**N5403** COLD ROOM THICKNESS PANEL 6 CM, INTERNAL HEIGHT 203 CM, 5,4 CBM 175X175X209

**N5403P** COLD ROOM THICKNESS PANEL 6 CM, INTERNAL HEIGHT 203 CM, 5,4 CBM WITH FLOOR 175X175X215

**N6703** COLD ROOM THICKNESS PANEL 6 CM, INTERNAL HEIGHT 203 CM, 6,7 CBM 215X175X209

**N6703P** COLD ROOM THICKNESS PANEL 6 CM, INTERNAL HEIGHT 203 CM, 6,7 CBM WITH FLOOR 215X175X215

**N8003** COLD ROOM THICKNESS PANEL 6 CM, INTERNAL HEIGHT 203 CM, 8 CBM 255X175X209

**N8003P** COLD ROOM THICKNESS PANEL 6 CM, INTERNAL HEIGHT 203 CM, 8 CBM WITH FLOOR 255X175X215

**N8403** COLD ROOM THICKNESS PANEL 6 CM, INTERNAL HEIGHT 203 CM, 8,4 CBM 215X215X209

**N8403P** COLD ROOM THICKNESS PANEL 6 CM, INTERNAL HEIGHT 203 CM, 8,4 CBM WITH FLOOR 215X215X215






**N10003** COLD ROOM THICKNESS PANEL 6 CM, INTERNAL HEIGHT 203 CM, 10 CBM 255X215X209

**N10003P** COLD ROOM THICKNESS PANEL 6 CM, INTERNAL HEIGHT 203 CM, 10 CBM WITH FLOOR 255X215X215

**N11703** COLD ROOM THICKNESS PANEL 6 CM, INTERNAL HEIGHT 203 CM, 11,7 CBM 295X215X209

**N11703P** COLD ROOM THICKNESS PANEL 6 CM, INTERNAL HEIGHT 203 CM, 11,7 CBM WITH FLOOR 295X215X215



MOD.	DESCRIPTION				
	<b>N12003</b>	COLD ROOM THICKNESS PANEL 6 CM, INTERNAL HEIGHT 203 CM, 12 CBM	255X255X209		
	<b>N12003P</b>	COLD ROOM THICKNESS PANEL 6 CM, INTERNAL HEIGHT 203 CM, 12 CBM WITH FLOOR	255X255X215		
	<b>N14003</b>	COLD ROOM THICKNESS PANEL 6 CM, INTERNAL HEIGHT 203 CM, 14 CBM	295X255X209		
	<b>N14003P</b>	COLD ROOM THICKNESS PANEL 6 CM, INTERNAL HEIGHT 203 CM, 14 CBM WITH FLOOR	295X255X215		

# COLD ROOMS

## INTERNAL HEIGHT 243 CM - THICKNESS PANEL 6 CM






Without floor: provided with "U" shaped shelf holders.

...P: with non-slip micro ribbed-plastic floor.



MOD.	DESCRIPTION				
N3743	COLD ROOM THICKNESS PANEL 6 CM, INTERNAL HEIGHT 243 CM, 3,7 CBM	135X135X249			
N3743P	COLD ROOM THICKNESS PANEL 6 CM, INTERNAL HEIGHT 243 CM, 3,7 CBM WITH FLOOR	135X135X255			
N4943	COLD ROOM THICKNESS PANEL 6 CM, INTERNAL HEIGHT 243 CM, 4,9 CBM	175X135X249			
N4943P	COLD ROOM THICKNESS PANEL 6 CM, INTERNAL HEIGHT 243 CM, 4,9 CBM WITH FLOOR	175X135X255			
N6143	COLD ROOM THICKNESS PANEL 6 CM, INTERNAL HEIGHT 243 CM, 6,1 CBM	215X135X249			
N6143P	COLD ROOM THICKNESS PANEL 6 CM, INTERNAL HEIGHT 243 CM, 6,1 CBM WITH FLOOR	215X135X255			
N7343	COLD ROOM THICKNESS PANEL 6 CM, INTERNAL HEIGHT 243 CM, 7,3 CBM	255X135X249			
N7343P	COLD ROOM THICKNESS PANEL 6 CM, INTERNAL HEIGHT 243 CM, 7,3 CBM WITH FLOOR	255X135X255			
N6443	COLD ROOM THICKNESS PANEL 6 CM, INTERNAL HEIGHT 243 CM, 6,4 CBM	175X175X249			
N6443P	COLD ROOM THICKNESS PANEL 6 CM, INTERNAL HEIGHT 243 CM, 6,4 CBM WITH FLOOR	175X175X255			
N8043	COLD ROOM THICKNESS PANEL 6 CM, INTERNAL HEIGHT 243 CM, 8 CBM	215X175X249			
N8043P	COLD ROOM THICKNESS PANEL 6 CM, INTERNAL HEIGHT 243 CM, 8 CBM WITH FLOOR	215X175X255			
N9643	COLD ROOM THICKNESS PANEL 6 CM, INTERNAL HEIGHT 243 CM, 9,6 CBM	255X175X249			
N9643P	COLD ROOM THICKNESS PANEL 6 CM, INTERNAL HEIGHT 243 CM, 9,6 CBM WITH FLOOR	255X175X255			
N10043	COLD ROOM THICKNESS PANEL 6 CM, INTERNAL HEIGHT 243 CM, 10 CBM	215X215X249			
N10043P	COLD ROOM THICKNESS PANEL 6 CM, INTERNAL HEIGHT 243 CM, 10 CBM WITH FLOOR	215X215X255			
N12043	COLD ROOM THICKNESS PANEL 6 CM, INTERNAL HEIGHT 243 CM, 12 CBM	255X215X249			
N12043P	COLD ROOM THICKNESS PANEL 6 CM, INTERNAL HEIGHT 243 CM, 12 CBM WITH FLOOR	255X215X255			
N14043	COLD ROOM THICKNESS PANEL 6 CM, INTERNAL HEIGHT 243 CM, 14 CBM	295X215X249			
N14043P	COLD ROOM THICKNESS PANEL 6 CM, INTERNAL HEIGHT 243 CM, 14 CBM WITH FLOOR	295X215X255			



MOD.	DESCRIPTION				
	<b>N14343</b>	COLD ROOM THICKNESS PANEL 6 CM, INTERNAL HEIGHT 243 CM, 14,3 CBM	255X255X249		
	<b>N14343P</b>	COLD ROOM THICKNESS PANEL 6 CM, INTERNAL HEIGHT 243 CM, 14,3 CBM WITH FLOOR	255X255X255		
	<b>N16743</b>	COLD ROOM THICKNESS PANEL 6 CM, INTERNAL HEIGHT 243 CM, 16,7 CBM	295X255X249		
	<b>N16743P</b>	COLD ROOM THICKNESS PANEL 6 CM, INTERNAL HEIGHT 243 CM, 16,7 CBM WITH FLOOR	295X255X255		

# COLD ROOMS

## INTERNAL HEIGHT 203 CM - THICKNESS PANEL 10 CM

...P: with non-slip micro ribbed-plastic floor.



MOD. DESCRIPTION    

**N3103PB** COLD ROOM THICKNESS PANEL 10 CM, INTERNAL HEIGHT 203 CM, 3,1 143X143X223 CBM WITH FLOOR

**N4103PB** COLD ROOM THICKNESS PANEL 10 CM, INTERNAL HEIGHT 203 CM, 4,1 183X143X223 CBM WITH FLOOR

**N5103PB** COLD ROOM THICKNESS PANEL 10 CM, INTERNAL HEIGHT 203 CM, 5,1 223X143X223 CBM WITH FLOOR

**N5403PB** COLD ROOM THICKNESS PANEL 10 CM, INTERNAL HEIGHT 203 CM, 5,4 183X183X223 CBM WITH FLOOR

**N6103PB** COLD ROOM THICKNESS PANEL 10 CM, INTERNAL HEIGHT 203 CM, 6,1 263X143X223 CBM WITH FLOOR

**N6703PB** COLD ROOM THICKNESS PANEL 10 CM, INTERNAL HEIGHT 203 CM, 6,7 223X183X223 CBM WITH FLOOR

**N8003PB** COLD ROOM THICKNESS PANEL 10 CM, INTERNAL HEIGHT 203 CM, 8 263X183X223 CBM WITH FLOOR

**N8403PB** COLD ROOM THICKNESS PANEL 10 CM, INTERNAL HEIGHT 203 CM, 8,4 223X223X223 CBM WITH FLOOR

**N10003PB** COLD ROOM THICKNESS PANEL 10 CM, INTERNAL HEIGHT 203 CM, 10 263X223X223 CBM WITH FLOOR

**N11703PB** COLD ROOM THICKNESS PANEL 10 CM, INTERNAL HEIGHT 203 CM, 11,7 303X223X223 CBM WITH FLOOR

**N12003PB** COLD ROOM THICKNESS PANEL 10 CM, INTERNAL HEIGHT 203 CM, 12 263X263X223 CBM WITH FLOOR

**N14003PB** COLD ROOM THICKNESS PANEL 10 CM, INTERNAL HEIGHT 203 CM, 14 303X263X223 CBM WITH FLOOR



# COLD ROOMS

## INTERNAL HEIGHT 243 CM - THICKNESS PANEL 10 CM

...P: with non-slip micro ribbed-plastic floor.



MOD. DESCRIPTION



**N3743PB**

COLD ROOM THICKNESS PANEL 10 CM, INTERNAL HEIGHT 243 CM, 3,7 143X143X263 CBM WITH FLOOR

**N4943PB**

COLD ROOM THICKNESS PANEL 10 CM, INTERNAL HEIGHT 243 CM, 4,9 183X143X263 CBM WITH FLOOR

**N6143PB**

COLD ROOM THICKNESS PANEL 10 CM, INTERNAL HEIGHT 243 CM, 6,1 223X143X263 CBM WITH FLOOR

**N7343PB**

COLD ROOM THICKNESS PANEL 10 CM, INTERNAL HEIGHT 243 CM, 7,3 263X143X263 CBM WITH FLOOR

**N6443PB**

COLD ROOM THICKNESS PANEL 10 CM, INTERNAL HEIGHT 243 CM, 6,4 183X183X263 CBM WITH FLOOR

**N8043PB**

COLD ROOM THICKNESS PANEL 10 CM, INTERNAL HEIGHT 243 CM, 8 223X183X263 CBM WITH FLOOR

**N9643PB**

COLD ROOM THICKNESS PANEL 10 CM, INTERNAL HEIGHT 243 CM, 9,6 263X183X263 CBM WITH FLOOR

**N10043PB**

COLD ROOM THICKNESS PANEL 10 CM, INTERNAL HEIGHT 243 CM, 10 223X223X263 CBM WITH FLOOR

**N12043PB**

COLD ROOM THICKNESS PANEL 10 CM, INTERNAL HEIGHT 243 CM, 12 263X223X263 CBM WITH FLOOR

**N14043PB**

COLD ROOM THICKNESS PANEL 10 CM, INTERNAL HEIGHT 243 CM, 14 303X223X263 CBM WITH FLOOR

**N14343PB**

COLD ROOM THICKNESS PANEL 10 CM, INTERNAL HEIGHT 243 CM, 14,3 263X263X263 CBM WITH FLOOR

**N16743PB**

COLD ROOM THICKNESS PANEL 10 CM, INTERNAL HEIGHT 243 CM, 16,7 303X263X263 CBM WITH FLOOR



# COLD ROOMS

## ACCESSORIES

Shelf depth: 37 cm.









### ACCESSORIES




	MOD.	DESCRIPTION				
	KSA1212	SHELVING FOR COLD ROOM 2 SIDES 123X123 CM				
	KSA1216	SHELVING FOR COLD ROOM 2 SIDES 123X163 CM				
	KSA1220	SHELVING FOR COLD ROOM 2 SIDES 123X203 CM				
	KSA1224	SHELVING FOR COLD ROOM 2 SIDES 123X243 CM				
	KSA1616	SHELVING FOR COLD ROOM 2 SIDES 163X163 CM				
	KSA1620	SHELVING FOR COLD ROOM 3 SIDES 163X203 CM				
	KSA1624	SHELVING FOR COLD ROOM 3 SIDES 163X243 CM				
	KSA2020	SHELVING FOR COLD ROOM 3 SIDES 203X203 CM				
	KSA2024	SHELVING FOR COLD ROOM 3 SIDES 203X243 CM				
	KSA2028	SHELVING FOR COLD ROOM 3 SIDES 203X283 CM				
	KSA2424	SHELVING FOR COLD ROOM 3 SIDES 243X243 CM				
	KSA2428	SHELVING FOR COLD ROOM 3 SIDES 243X283 CM				
		SRCA532	SHELVING FOR COLD ROOM	59,6X37,3X174		
SRCA620		SHELVING FOR COLD ROOM	68,4X37,3X174			

## ACCESSORIES



	MOD.	DESCRIPTION				
	<b>SRCA708</b>	SHELVING FOR COLD ROOM	77,2X37,3X174			
	<b>SRCA798</b>	SHELVING FOR COLD ROOM	86,2X37,3X174			
	<b>SRCA886</b>	SHELVING FOR COLD ROOM	95X37,3X174			
	<b>SRCA974</b>	SHELVING FOR COLD ROOM	103,8X37,3X174			
	<b>SRCA106</b>	SHELVING FOR COLD ROOM	112,6X37,3X174			
	<b>SRCA115</b>	SHELVING FOR COLD ROOM	121,6X37,3X174			
	<b>SRCA124</b>	SHELVING FOR COLD ROOM	130,4X37,3X174			
	<b>SRCA133</b>	SHELVING FOR COLD ROOM	139,4X37,3X174			
	<b>SRCA150</b>	SHELVING FOR COLD ROOM	156,9X37,3X174			
	<b>RCA532</b>	RACK SHELF FOR COLD ROOM	53,2X37,3X4,6			
	<b>RCA620</b>	RACK SHELF FOR COLD ROOM	62X37,3X4,6			
	<b>RCA708</b>	RACK SHELF FOR COLD ROOM	70,8X37,3X4,6			
	<b>RCA798</b>	RACK SHELF FOR COLD ROOM	79,8X37,3X4,6			
	<b>RCA886</b>	RACK SHELF FOR COLD ROOM	88,6X37,3X4,6			
	<b>RCA974</b>	RACK SHELF FOR COLD ROOM	97,4X37,3X4,6			
	<b>RCA106</b>	RACK SHELF FOR COLD ROOM	106,2X37,3X4,6			
	<b>RCA115</b>	RACK SHELF FOR COLD ROOM	115,2X37,3X4,6			

## ACCESSORIES

	MOD.	DESCRIPTION				
	<b>RCA124</b>	RACK SHELF FOR COLD ROOM	124X37,3X4,6			
	<b>RCA133</b>	RACK SHELF FOR COLD ROOM	133X37,3X4,6			
	<b>RCA150</b>	RACK SHELF FOR COLD ROOM	150,5X37,3X4,6			
	<b>TSC</b>	UPRIGHTS FOR SHELF				
	<b>C1512</b>	HANGING RAIL WITH 6 HOOKS FOR COLD ROOM	120X2X5			
	<b>C1516</b>	HANGING RAIL WITH 8 HOOKS FOR COLD ROOM	160X2X5			
	<b>C1520</b>	HANGING RAIL WITH 10 HOOKS FOR COLD ROOM	200X2X5			
	<b>C1524</b>	HANGING RAIL WITH 12 HOOKS FOR COLD ROOM	240X2X5			
	<b>GA</b>	JOINT FOR CORNER SHELF FOR COLD ROOM				
	<b>PS7</b>	STRIP CURTAIN FOR COLD ROOM	75X12X190			
	<b>MPC</b>	MICROSWITCH DOOR FOR COLD ROOM				
	<b>RAMP7</b>	ENTRANCE RAMP FOR COLD ROOM PANEL 6 CM THICK WITH FLOOR	98X80X7,5			
	<b>RAMP7B</b>	ENTRANCE RAMP FOR COLD ROOM PANEL 10 CM THICK WITH FLOOR	98X80X11,5			





# COLD ROOMS







## COOLING UNITS

The cooling unit / cold room volume combination has been calculated with the working with environmental temperature of max. 40°C.

### ACCESSORIES

	MOD.	DESCRIPTION				
	<b>GRP34</b>	WALL COOLING UNIT 0/+5°C FOR COLD ROOM FROM 3,1 TO 4,1 CBM	40X79X73,5	0,6		230V 1N~ / 50HZ
	<b>GRP46</b>	WALL COOLING UNIT 0/+5°C FOR COLD ROOM FROM 4,9 TO 6,7 CBM	40X79X73,5	0,6		230V 1N~ / 50HZ
	<b>GRP710</b>	WALL COOLING UNIT 0/+5°C FOR COLD ROOM FROM 7,3 TO 10 CBM	40X79X73,5	0,9		230V 1N~ / 50HZ
	<b>GRP1117</b>	WALL COOLING UNIT 0/+5°C FOR COLD ROOM FROM 11,7 TO 16,7 CBM	62X79X83	1,6		400V 3N~ / 50HZ
	<b>GRP3BT</b>	WALL FREEZING UNIT -18/-20°C FOR COLD ROOM FROM 3,1 TO 4,1 CBM	40X79X73,5	0,7		230V 1N~ / 50HZ
	<b>GRP47BT</b>	WALL FREEZING UNIT -18/-20°C FOR COLD ROOM FROM 4,1 TO 7,3 CBM	62X79X83	1,1		230V 1N~ / 50HZ
	<b>GRP813BT</b>	WALL FREEZING UNIT -18/-20°C FOR COLD ROOM FROM 8 TO 12 CBM	62X79X83	1,5		400V 3N~ / 50HZ
	<b>GRP1419B</b>	WALL FREEZING UNIT -18/-20°C FOR COLD ROOM FROM 14 TO 16,7 CBM	62X98,2X83	1,7		400V 3N~ / 50HZ
	<b>GRS25</b>	TOP COOLING UNIT 0/+5°C FOR COLD ROOM 3,1 CBM	43X77X52,5	0,5		230V 1N~ / 50HZ
	<b>GRS47H</b>	TOP COOLING UNIT 0/+5°C FOR COLD ROOM FROM 3,7 TO 6,4 CBM	62X72X50,6	0,9		230V 1N~ / 50HZ
	<b>GRS814H</b>	TOP COOLING UNIT 0/+5°C FOR COLD ROOM FROM 6,4 TO 14,3 CBM	82X81X54	1,3		400V 3N~ / 50HZ
	<b>GRS1520H</b>	TOP COOLING UNIT 0/+5°C FOR COLD ROOM 16,7 CBM	83X83X64,5	2,1		400V 3N~ / 50HZ
	<b>GRS26BH</b>	TOP FREEZING UNIT -18/-20°C FOR COLD ROOM FROM 3,1 TO 4,1 CBM	62X72X50,6	0,9		230V 1N~ / 50HZ
	<b>GRS613BH</b>	TOP FREEZING UNIT -18/-20°C FOR COLD ROOM FROM 4,9 TO 9,6 CBM	82X81X54	1,4		400V 3N~ / 50HZ

ACCESSORIES

	MOD.	DESCRIPTION				
	<b>GRS1014B</b>	TOP FREEZING UNIT -18/-20°C FOR COLD ROOM FROM 10 TO 16,7 CBM	82X83X64,5	1,9		400V 3N~ / 50HZ
	<b>KTGRP1</b>	PLUG KIT FOR WALL MOUNTED COOLING UNITS				
	<b>KTGRP2</b>	PLUG KIT FOR WALL MOUNTED COOLING UNITS				
	<b>KTGRP3</b>	PLUG KIT FOR WALL MOUNTED COOLING UNITS				





Antica Cagliari Bistrot - Italy